Multiple District 49

As of October 2026 Cumulative

Year	New Clubs	Dropped Clubs	Gain/ Loss Clubs	New Members	Charter Members	Reinstate Members	Transfer Members	Total Member Added	Total Members Dropped	Gain/ Loss Members
2022-2023	1	2	-1	358	26	42	6	432	488	-56
2023-2024	0	1	-1	198	5	37	5	245	385	-140
2024-2025	0	0	0	255	0	55	1	311	272	39
2025-2026	4	2	2	277	109	47	25	458	485	-27
2026-2027	0	1	-1	65	2	30	7	104	85	19
Average	**1**	**1**	**0**	**231**	**28**	**42**	**9**	**310**	**343**	**-33**

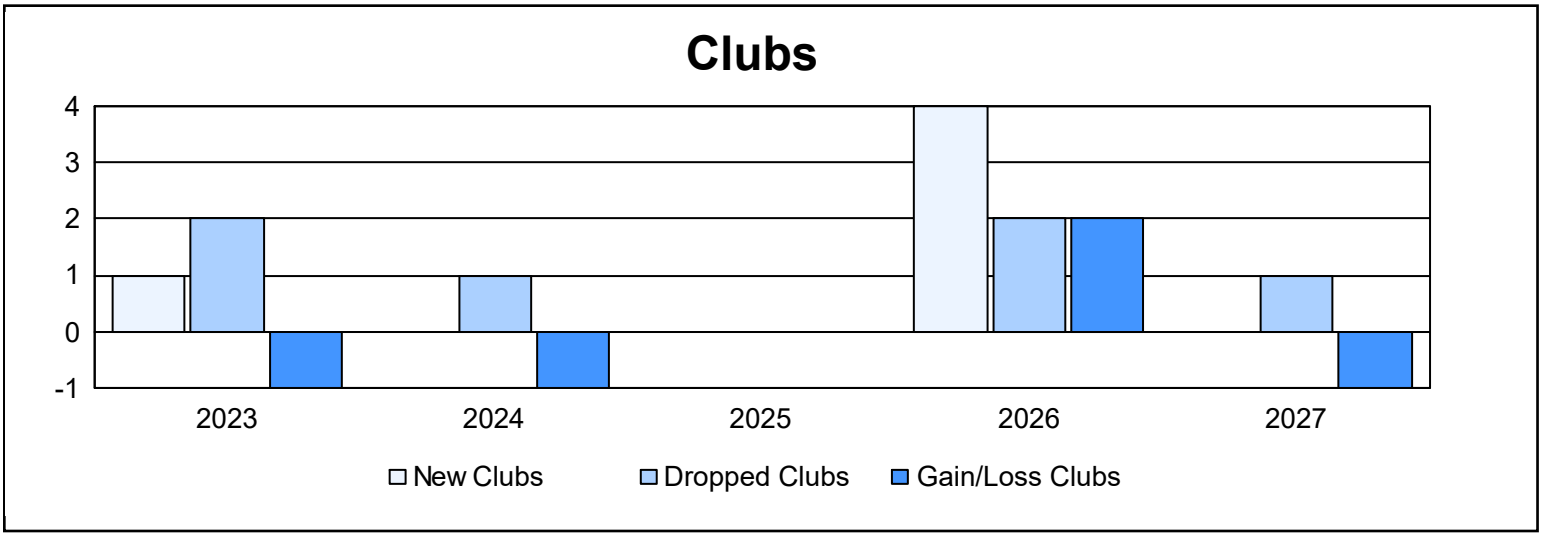

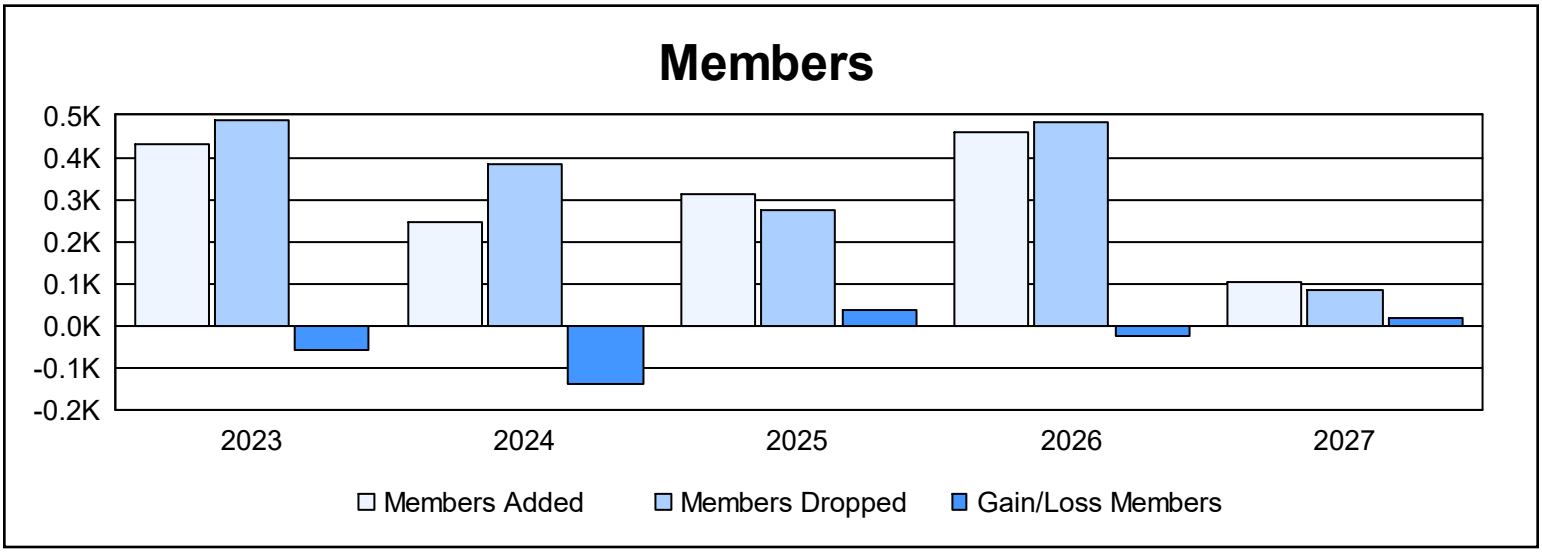

Membership Composition

October 2026 Cumulative

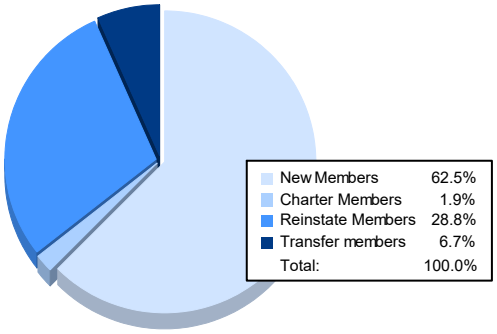

New Members	62.5%
Charter Members	1.9%
Reinstate Members	28.8%
Transfer members	6.7%
Total:	100.0%

Gender Composition

October 2026 Cumulative

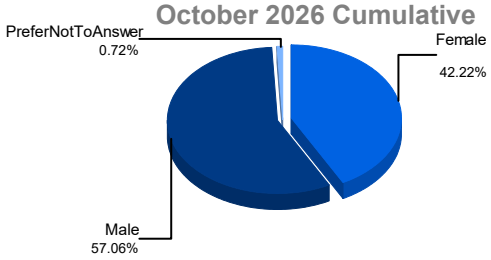

Female	42.22%
Male	57.06%
PreferNotToAnswer	0.72%
NonBinary	0.00%
Total:	100.00%